



---

## Firmware Update for the TX-NR737/838 and HT-R993

To update the firmware of the AV receiver, you can choose from the following two methods: update via network, or update via USB storage. Choose the one that best suits your environment. Before proceeding with the update,

### Limitation of liability

The program and accompanying online documentation are furnished to you for use at your own risk. Onkyo will not be liable and you will have no remedy for damages for any claim of any kind whatsoever concerning your use of the program or the accompanying online documentation, regardless of legal theory, and whether arising in tort or contract. In no event will Onkyo be liable to you or any third party for any special, indirect, incidental, or consequential damages of any kind, including, but not limited to, compensation, reimbursement or damages on account of the loss of present or prospective profits, loss of data, or for any other reason whatsoever.



We are pleased to offer this firmware update for the best possible performance of your AV Receiver.

To check the firmware version, press the “Home” button on the front panel or remote control. Highlight “Hardware Setup” and press enter. Highlight “Firmware Update” and press enter. The current firmware version will be displayed on the Firmware Update page.

**A firmware update is now available.**

Latest Firmware Version: **2051-5110-2001-0602-0203**

**This update will address following and includes previous updates:**

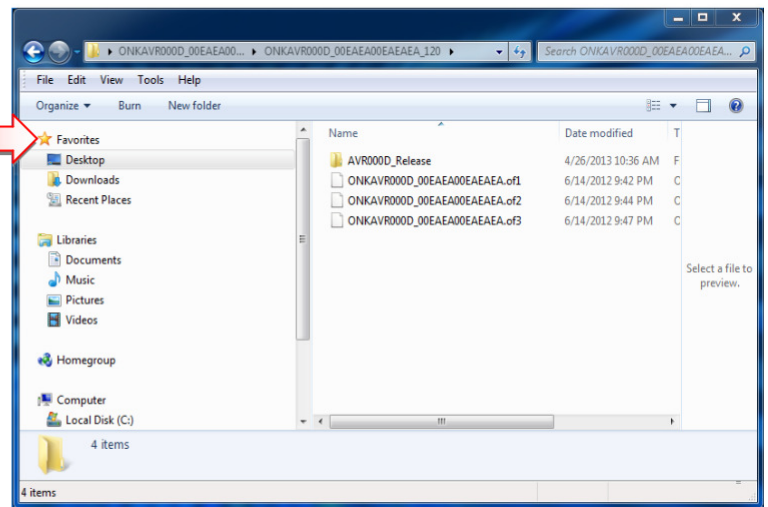
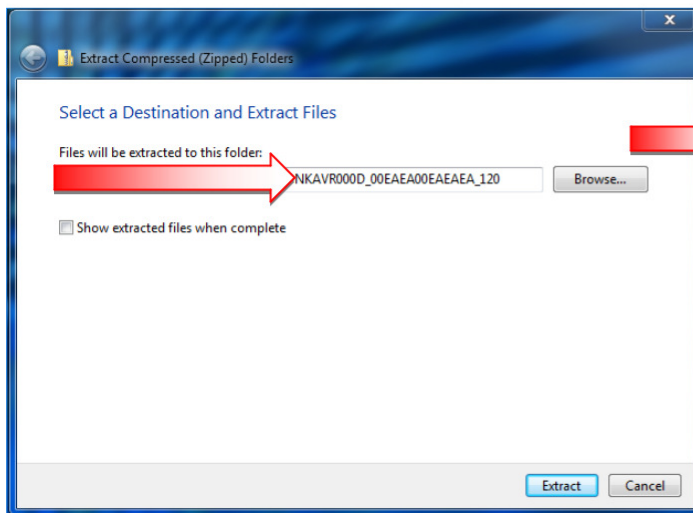
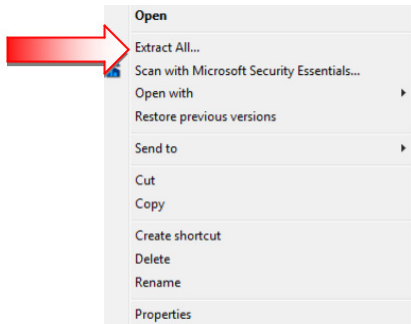
**The 12/01/2020 update will address the following, and includes previous updates:**

1. Improves the stability of USB playback.



## How to prepare the USB Memory Device:

1. Download the zipped firmware update file and save to the Desktop of your computer
2. Right click on the file and select "Extract All" and place the extracted folder on the Desktop of your computer:



3. Connect the USB Memory Device to the USB port of your computer and copy the **contents of the unzipped/extracted folder** onto your USB Memory Device.
4. Safely eject the USB Memory Device from your computer.

The product that you are using may have unexpected issue which will be addressed by this F/W update



How to upgrade the firmware via the USB: Please refer to owner's manual

How to upgrade the firmware via Net: Please refer to owner's manual